

BAYHAM TRANSEND TANK CONTENTS MEASUREMENT SYSTEM

Features:

- Display of Contents in % or Engineering Units
- Level Alarm Relay Outputs
- Current and Voltage Transmission
- Version with Integral Audible Overfill Alarm
- Optional IS Sensor for Flammable Atmospheres

Applications:

- Continuous Measurement of Level or Contents for Tanks Vented to Atmosphere
- Vertical Cylindrical Tanks
- Tanks with Internal Cross Bracing

Function:

The Transend Tank Contents Measurement System comprises a tank sensor and a control unit. The tank sensor measures the static pressure of the fluid; which is proportional to the fluid level. An electrical signal is generated by the sensor and transmitted to the control unit. The control unit has fully scaleable calibration controls which allows adjustment to match the tank dimensions and the density a specific fluid. Two voltage outputs are provided to drive remote indicators and additional Bayham Level Switch Control Modules.

An adjustable 4-20 mA output signal is also available for monitoring by other systems such as a BMS or PLC.

In addition, two relay outputs provide signals for level alarms or pump control. These can be independently set for high or low level initiation.



Two types of sensor are available:

Type SM for external side mounting near the base of the tank.

Type FM for top mounting with the sensor submerged in the fluid. Both sensor types can be supplied with intrinsically safe approval for use in flammable atmospheres. Additional safety barriers are required with this option.

Two types of control unit are also available:

A control module for panel mounting with two adjustable level alarm relay outputs plus current and voltage signal transmission.

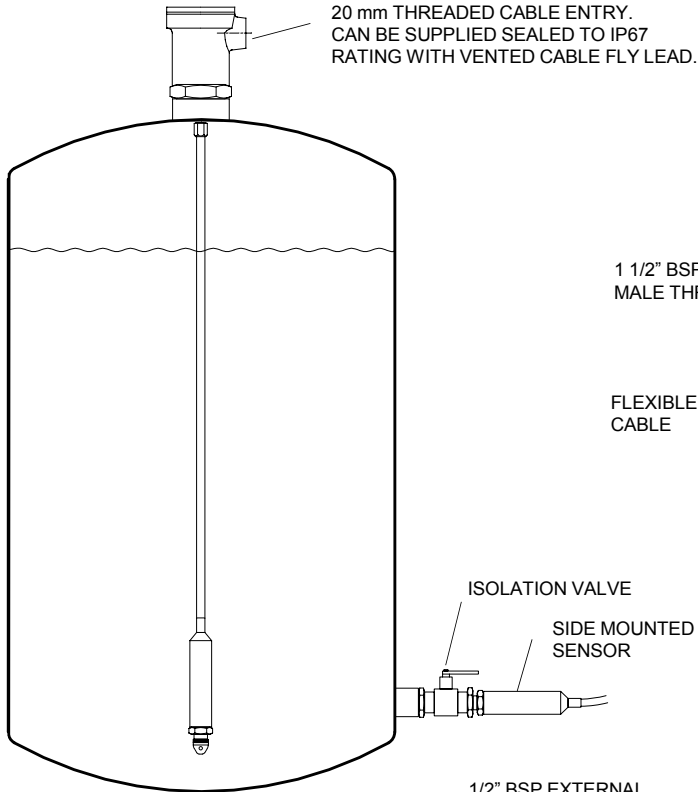
A control box for wall mounting with the same features as the control module and an integral local indicator. The control box can also be supplied with a larger enclosure with an additional integral high level audible alarm.

Technical Specifications

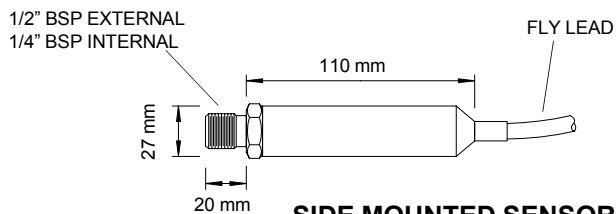
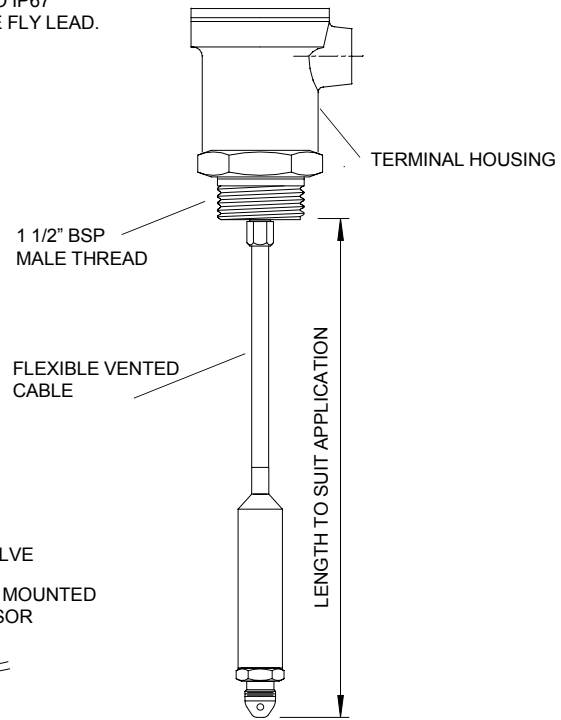
| Control Box for Wall Mounting | | Control Module for Panel Mounting | |
|--|-----------------------|--|-----------------------|
| Power Supply | 110/240 50 Hz | Power Supply | 24 VDC |
| Relays | 2 x SPCO 240 VAC 5A | Relays | 2 x SPCO 240 VAC 5A |
| Voltage Outputs | 2 x 0-6 VDC | Voltage Outputs | 2 x 0-6 VDC |
| Current Output | 4-20 mA | Current Output | 4-20 mA |
| Indicator | DIN 72 Size | Indicator | Not Fitted |
| Operating Temperature | 0-40 Deg C | Operating Temperature | 0-40 Deg C |
| Environmental Protection | IP55 | Environmental Protection | IP40 |
| Minimum Span (water) | 0-1.25 m (0-125 mbar) | Minimum Span (water) | 0-1.25 m (0-125 mbar) |
| Maximum Span (water) | 0-5 m (0-500 mbar) | Maximum Span (water) | 0-5 m (0-500 mbar) |
| Typical System Accuracy | +/- 1.5% FSD | Typical System Accuracy | +/- 1.5% FSD |
| Note. Systems to suit tanks up to 10 m high are available. | | Note. Systems to suit tanks up to 10 m high are available. | |

TRANSEND TANK CONTENTS MEASUREMENT SYSTEM

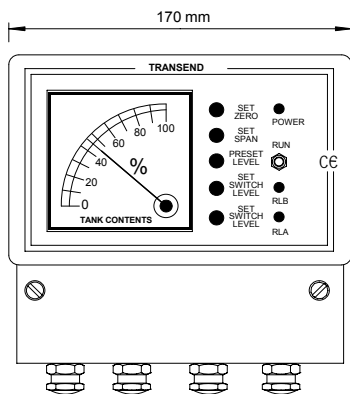
TYPICAL INSTALLATION



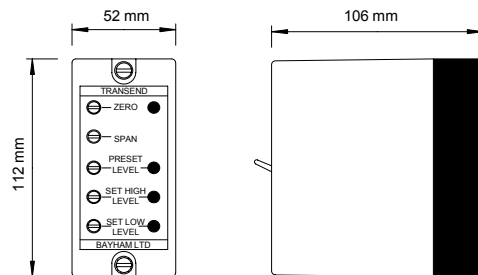
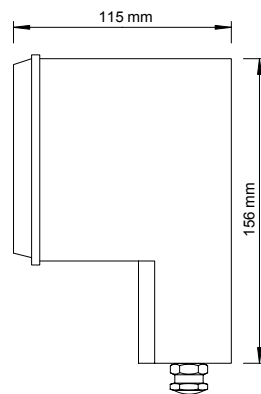
TOP MOUNTED SENSOR TYPE FM



SIDE MOUNTED SENSOR TYPE SM



STANDARD CONTROL BOX



CONTROL MODULE

R&G

BAYHAM LTD.

Bayham Ltd. Rutherford Road Basingstoke Hampshire UK RG24 8PG
Tel: +44 (0) 1256 464911 Fax: +44 (0) 1256 464366